

4

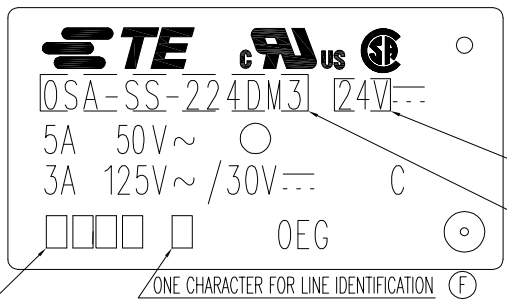
3

2

1


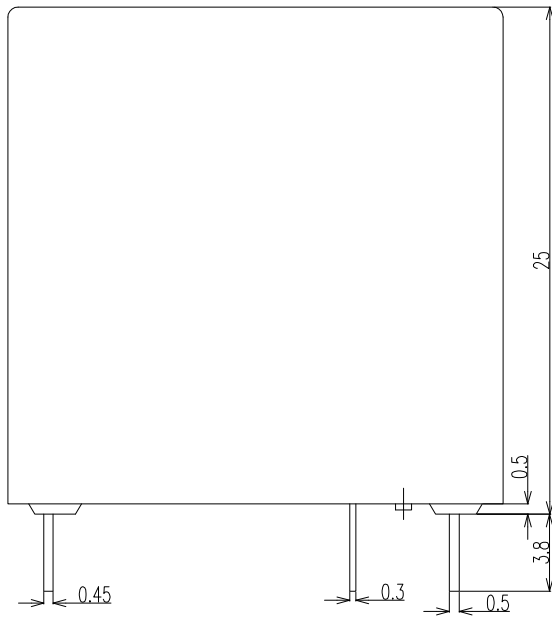
THIS DRAWING IS UNPUBLISHED. RELEASED FOR PUBLICATION  
© COPYRIGHT - BY TE Connectivity ALL RIGHTS RESERVED.

LOC	DIST	REVISIONS			
P	LTR	DESCRIPTION	DATE	DWN	APVD
HB	-				
	D1	REVISED PER ECO-11-005140	14APR11	RK	HMR
	F	1.TE LOGO CHANGE2.ADD LINE IDENTIFICATION3.TERMINALS TOLERANCE CLARIFICATION ECO-12-005305	03-APR-12	HYS	YBH

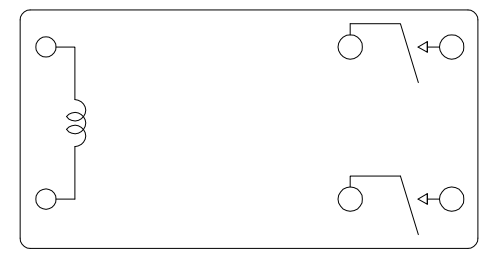


PART B  
PART A

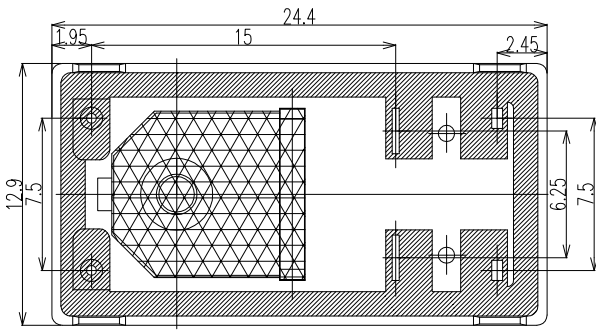
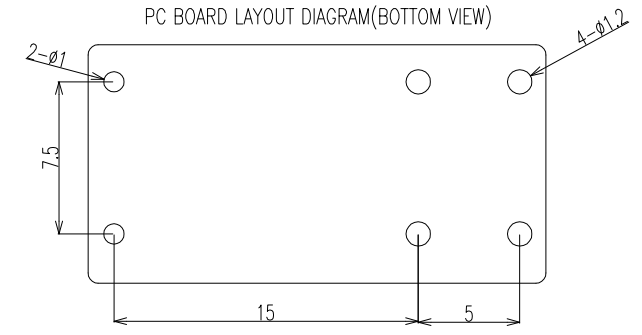
LOT NO. ONE CHARACTER FOR LINE IDENTIFICATION



WIRING DIAGRAM(BOTTOM VIEW)



PC BOARD LAYOUT DIAGRAM(BOTTOM VIEW)



THIS DRAWING IS A CONTROLLED DOCUMENT.		DWN	Huang.Yunshou	<b>STE</b> TE Connectivity	
		CHK	Yu.Banghua		
DIMENSIONS: mm		APVD	Zhang.Sunny	NAME	
TOLERANCES UNLESS OTHERWISE SPECIFIED:		PRODUCT SPEC	-	OSA-SS-212DM3,000=RELAY CUSTOMER DRAWING	
0 PLC ±		APPLICATION SPEC	-	RESTRICTED TO	
1 PLC ±		WEIGHT	-	SIZE	CAGE CODE
2 PLC ±		A300779		DRAWING NO	©=5-1419124-6
3 PLC ±		CUSTOMER DRAWING		SCALE	4:1
4 PLC ±				SHEET	1 OF 2
ANGLES ±				REV	F
MATERIAL					
FINISH					

THIS DRAWING IS UNPUBLISHED. RELEASED FOR PUBLICATION  
 © COPYRIGHT - BY TE Connectivity ALL RIGHTS RESERVED.

LOC	DIST	REVISIONS			
P	LTR	DESCRIPTION	DATE	DWN	APVD
HB	-	SEE SHEET 1	-	-	-

NO.	TYPE NAME	PART NAME	PART A	PART B	PACKING SPEC
f	OSA-SS-248DM3	1461388-8	OSA-SS-248DM3	48V	107-79015
e	OSA-SS-206DM3	1461388-7	OSA-SS-206DM3	6V	107-79015
d	OSA-SS-224DM3	5-1419124-9	OSA-SS-224DM3	24V	107-79015
c	OSA-SS-212DM3	5-1419124-6	OSA-SS-212DM3	12V	107-79015
b	OSA-SS-209DM3	3-1419145-3	OSA-SS-209DM3	9V	107-79015
a	OSA-SS-205DM3	3-1419145-2	OSA-SS-205DM3	5V	107-79015

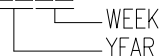
RELAY TYPE

		EPOXY RESIN	SEAL	14	
		POLYURETHANE Cu WIRE	MAGNETIC WIRE	13	
UL 94V-0		PA66	CARD	12	
UL 94V-0		PBT	CASE	11	
UL 94V-0		PBT	BOBBIN	10	
	SOLDER DIP	CP.WIRE	COIL TERMINAL	9	
		Cu Alloy	HINGE SPRING	8	
		Ag Alloy	S-CONTACT	7	
		Ag Alloy	C-CONTACT	6	
	SOLDER DIP	Cu Alloy	M-TERMINAL	5	
	SOLDER DIP	Cu Alloy	MOVABLE SPRING	4	
	Ni PLATING	STEEL	CORE	3	
	Ni PLATING	STEEL	ARMATURE	2	
	Ni PLATING	STEEL	YOKE	1	
INCOMBUSTIBILITY	NOTES	FINISH	MATERIAL	DESCRIPTION	ITEM

NOTE:

1.LOT NO. SYSTEM AS FOLLOWING:

0 5 4 7



2.TERMINAL LENGTH DOES NOT INCLUDE THE SOLDR TIP.

③ 3. FOR THE TIN-PLATING OF THE PINS: +0.1mm FOR WIDTH, THICKNESS AND DIAMETER  
 +0.5mm FOR LENGTH

Diagram dimension	Tolerance
0.99mm max.	±0.1mm
1 - 2.99mm	±0.2mm
3mm min.	±0.3mm

THIS DRAWING IS A CONTROLLED DOCUMENT.

DWN	Huang.Yunshou	TE Connectivity NAME OSA-SS-212DM3,000=RELAY CUSTOMER DRAWING			
CHK	Yu.Banghua				
APVD	Zhang.Sunny				
PRODUCT SPEC	-				
APPLICATION SPEC	-	SIZE	CAGE CODE	DRAWING NO	RESTRICTED TO
MATERIAL	-	A3	00779	©=5-1419124-6	-
FINISH	-	WEIGHT	-	SCALE	SHEET
		CUSTOMER DRAWING	5:1	2 OF 2	REV F